

H.M.C.S. CRESCENT



THE STATION BILL

COPY NO.

H.M.C.S. CRESCENT.

"THE STATION BILL"

The "STATION BILL" is issued to all Officers, Chiefs and Petty Officers for information and guidance. The Section dealing with evolutions is designed as a guide only and should not in any way prevent changes or improvisation especially when circumstances warrant the use of initiative.



J.W. BUCKINGHAM, LCDR(D) RCN.
EXECUTIVE OFFICER

TABLE OF CONTENTS

1. General Drill
2. Evolutions.
 - (i) Tow Forward and Aft
 - (a) Ship provides Gear "For'd"
 - (b) Ship provides Gear "Aft"
 - (c) Ship being towed provides Gear "Aft".
 - (d) System using Towing Pendant
(Used for towing non Naval Vessels)
 - (ii) Replenishment at Sea
 - (a) Solids Fore'l & Top Position
 - (b) Liquids Fore'l & Top Position
 - (iii) Weigh by Deck Tackles
 - (iv) Stream Fog Buoy
 - (v) Stream Target
 - (vi) Stream C.A.T.
 - (vii) Away Kedge Anchor
 - (viii) Away Bower Anchor
 - (ix) Rig Dan Buoy
 - (x) Man Ship
 - (xi) Dress Ship
3. Stations
 - (i) Entering & leaving harbour
 - (ii) Watch on deck at sea
 - (iii) Cable party
 - (iv) Sounding & Bathy party
4. Rigging Diagrams
5. Stowage Tables
6. References
7. Notes for the COW and COD

1. General Drill.

The part of ship or department responsible for the various evolutions is scheduled in the Evolution Section of the Station Bill. During General drill parts of ship and Departments will be detailed to perform the various exercises by Command Broadcast.

The Stations for General Drill are as follows:

- | | |
|------------------------|-------------------------------|
| 1. Part of Ship Hands- | fall in at their part of ship |
| 2. Quartermasters | - ECP |
| 3. Communicators | - Flag deck |
| 4. Gunners Party | - Top Athwart ship aft |
| 5. Engine Room | - Top Port side for'd |
| 6. Electrical Party | - Top Port side aft |
| 7. Supply | - Quarterdeck Port side |
| 8. Ordnance Party | - Bofors Gun deck |
| 9. Medical Party | - Command Position |
| 10. Shipwright | - With Engine Room party. |

Part of Ship Officers and Department Officers shall take charge of their respective Divisions at the positions assigned above.

2. Evolutions

(1) Tow For'd and Aft.

- Tow For'd (See Rigging Diagram)
 (a) Ship provides gear (Forc'l Part of Ship)

The Officer in charge of Tow For'd shall be the Forc'l Officer assisted by the Capt. of the Forc'l, Shipwright, CBM. Telephone numbers are to be provided by the Electrical Party at the Forc'l and Command Position.

The following table schedules the organization for Tow For'd.

NO EQUIPMENT	PROVIDED BY	STOWAGE
2. Heaving Lines	Forc'l men	Forc'l Store.
1. Anchor Buoy	Forc'l men	Breakwater.
1. Grassline	Forc'l men	Reel on Breakwater.
4" Hemp Messenger	Forc'l men (Manned by Top men)	Forc'l Store
1. Towing Shackles	Forc'l men	Forc'l Store
1. Chain Check Stopper	Forc'l men (Manned by Top men)	Forc'l Store
1. Swivel Piece	Forc'l men	Forc'l Store
2. Lugged Joining Shackles	Forc'l men	Forc'l Store
1. 4" ESFSWR Towing Hawser	Top men (Manned by Top men)	Reel Pilotage deck.
2. Goston Gun and Line	Gunners Party	Gunners Store
1. Easing out Messenger	Forc'l men	Forc'l Store

Approx. no of men--	Forc'l men	10
	Top men	10
	<u>Total</u>	<u>20</u>

(Tow Aft)

- (b) Ship provides gear (Quarterdeck Part of Ship)

The Officer in charge of Tow Aft shall be the Quarterdeck Officer assisted by the Capt. of the Quarterdeck, Shipwright & CBM. Telephone numbers are to be provided by the Electrical Party at the Quarterdeck and Command Position.

The above table shall be used: (for Forc'l men read Quarterdeck men). The Top men will provide and man gear as scheduled above. The gear shall be layed out as per the Forc'l with the inboard end of the 4" ESFSWR Towing Hawser brought to the Towing Ship.

- (c) Ship being towed provides Gear
 (i) System 1. See tables and diagram section (3)
 (ii) System 2. Direct from towing ship.

The Quarterdeck Officer shall be in charge of Tow Aft assisted by the Capt. of Quarterdeck, Shipwright & CBM. Telephone numbers shall be provided by the Electrical Party.

NO EQUIPMENT PROVIDED BY STOWAGE

- 2. Tackles and Quarterdeck Tiller Flat
Strops Men
- 1. Coaston Gun Gunners Party Gunners Store
and line
- 2. Heaving Lines Quarterdeck Tiller Flat
Men

Approx. no of men Quarterdeck
Men 10
Total 10

(Tow Aft)

(d) System using Towing Pendant (used for non Naval Vessels) See rigging diagram and Table.

(ii) Replenishment at Sea (Forc'l Part of (See Riggin Diagram) Ship)

- (a) Solids-- Position
- (1) Superstructure For'd Port & Starboard.
 - (2) Top Position ECP Platform using Tripod Port & Starb'd

- Method
- (1) Light Jackstay
 - (a) Weight Restriction 2240 lbs.
 - (b) Distance 80 to 100 feet.

The Executive Officer shall be in charge of Replenishment at Sea assisted by Forc'l Officer, Capt. of Forc'l and CBM.

(1) Superstructure For'd & Light Jackstay.

(Table next page.)

NO EQUIPMENT PROVIDED BY STOWAGE

- 1. Jackstay with Top men Reel on ECP
Traveller Platform
- 1. Inhaul Forc'l men Reel Pilotage
Deck
- 1. Outhaul Forc'l men Reel Pilotage
Deck
- 2. Leading Blocks Forc'l men Forc'l Store
- 1. Roller Forc'l men Forc'l Store
Shackle
- 2. Lead Blocks Forc'l men Forc'l Store
- 1. Distance Line Forc'l men Forc'l Store
- 2. Telephone & Electrical Electrical
Lines Party. Store For'd.
- 1. Coaston Gun & Gunners Party Gunners Store.
Line
- 1. Shot Mat Gunners Party Gunners Store.
- 1. Point Marker Forc'l men Forc'l Store.
(Green)
- 2. Heaving Lines Forc'l men Forc'l Store.

Approx no of men-- Forc'l ---- 15
Topmen ---- 8
"G" Party -- 4
"L" Party -- 3
Total 30

Telephones and numbers are to be provided by the Electrical Party at the Command Position and Replenishment Point.

(2) Top Position & Light Jackstay
(Top Part of Ship)

The table used for Replenishment For'd is to be used for Replenishment at the Top Position except that Roller Shackles are not used.

NOTE: When personnel are being transferred the Jackstay shall be manned on deck.

(b) Liquids-- Reference BR 1742 & B Plate 5

Positions (1) Forc'l (Stern Method)
(2) Top (Abeam Method)

(1) Forc'l (Stern Method) (Forc'l Part of Ship)

NO	EQUIPMENT	PROVIDED BY	STOWAGE
1.	Fuel Connector	Engine Room Dept.	Engine Rm.
1.	20' Ships Hose	Engine Room Dept.	Engine Rm.
2.	Grappels	Top men	Reels Top
1.	Securing Pendant and Senhouse Slip	Forc'l men	Forc'l Store
1.	Lead Block (Snatch)	Forc'l men	Forc'l Store
2.	Coston Guns & Lines	Gunners Party	Gunners Store.

Approx no of men req'd- 10

The Executive Officer shall be in charge of Fuelling Forc'd

(2) Top (Abeam Method)

See table on the Diagram of Rigging for the Top Position.

(iii) Weighing by Deck Tackle

NO	EQUIPMENT	PROVIDED BY	STOWAGE
1.	Deck Tackle	Forc'l men	Forc'l Store
1.	Joggle Shackles	Forc'l men	Forc'l Store
1.	Outhauling Tackle	Forc'l men	Forc'l Store.

Manning Deck Tackle & Stoppers

Approx 20

Manning Outhaul Tackle Approx 10

Total 30

The Forc'l Officer shall be in charge of Weighing by Deck Tackle assisted by the Capt. of the Forc'l, Snipwright and CBM.

(iv) Stream Fog Buoy

The Quarterdeck Officer shall be in charge of Streaming Fog Buoy assisted by the Capt. of the Quarterdeck. The Fog Buoy may be Streamed by the Watch on deck under the Petty Officer of the Watch as directed by the COW.

6.

This is a simple evolution and requires no amplification.

NO	EQUIPMENT	PROVIDED BY	STOWAGE
1.	Fog Buoy	Quarterdeck men or Watch on deck	Tiller Flat
1.	Buoy Wire	As above	Reel on the Quarterdeck

Communication shall be provided between Quarterdeck and Command Position, using men detailed from the Quarterdeck men or the Watch on deck.

(v) Stream Target (Splash Target only)

The Quarterdeck Officer shall be in charge of Streaming the Target assisted by the Capt. of Quarterdeck

NO	EQUIPMENT	PROVIDED BY	STOWAGE
1.	Target Towing Wire		-Reel on Quarter Deck.
1.	Target		Tiller Flat.

There is some small equipment required in addition to the tabled articles above, i.e; rigging shackles.

(vi) Stream C.A.T.

A full explanation of the C.A.T. equipment and a destroyer layout for towing and recovery is contained in BRON 2902. The TAS Officer or the Quarterdeck Officer shall be in charge of Streaming the C.A.T.

NO	EQUIPMENT	PROVIDED BY	STOWAGE
1.	Towing Pendant	Quarterdeck men	C.A.T. Reel on Quarterdeck
1.	Inhaul	Quarterdeck men	C.A.T. Reel on Quarterdeck
1.	Towing Slip	TAS Party	TAS Stores

7.

1. Slip Pendant	TAS Party	TAS Stores
1. Emergency Slip	TAS Party	TAS Stores
1. C.A.T	TAS Party	TAS Stores
1. Swivel	TAS Party	TAS Stores
1. Shackles	TAS Party	TAS Stores

(vii) Away or Layout Kedge Anchor

The Top Part of Ship shall be responsible for Laying out the Kedge Anchor assisted by Fore'1 men as detailed. The Officer in charge of the Top shall be in charge of laying out the Kedge Anchor assisted by the Capt. of the Top and GEM The following table schedules the organization for Laying out the Kedge Anchor.

NO EQUIPMENT	PROVIDED BY	STOWAGE
1. Kedge Anchor	Top men	Top Stb'd side For'd
1. Kedge Buoy	Top men	Diving Store
1. 3 Leg Sling	Top men	Top Locker
1. Strong Back	Top men	Lumber Rack
2. Wire Straps	Top men	Top Locker
1. Lead Block	Top men	Top Block Stowage Bar
1. Towing Hawser	Fore'1 men	Pilotage Deck Reel
2. Chain Check Stopper	Fore'1 men	Fore'1 Store
1. Boats Lead & Line	Top men	25' Motor cutter
1. Signal Lamp	Top men	25' Motor cutter
2. Shot mats	Gunners Party	Gunners Store

Boats Crews- Motor Cutter- Petty Officer & 4men
Whaler- Leading Seaman & 1 man

Preparation (Top men)

The whaler shall be brought under the Starboard davits, the Strong back and 3 legged sling is to be shipped ready to receive the Kedge. All unnecessary whaler gear is to be brought inboard.

The motor cutters canopies are to be unshipped and brought inboard. The 150 fathoms of towing wire shall be coiled in the fore sheets of the motor cutter with approx 10 fthms

of the outboard end coiled in the plain sheets; chain check stoppers are to be shipped. The shot mats shall be placed fore'd and aft over the gunwhales of the motor cutter to prevent chafing. The motor cutter shall carry the boats lead and line plus the signal lamp. On deck, the Kedge is to be placed under the Fore'd or After Davit and hung on the Buoy Rope ready for lowering as illustrated in the Rigging Diagram.

Execution

The Kedge is lowered to the water line and the 3 legged sling shackled to the gravity band; with the outboard end of the towing hawser shackled to the ring of the anchor. The Kedge is then lowered until the 3 leg sling has the weight. When the sling has been centered the Buoy Rope is passed to the whaler where the anchor buoy is bent on. The whaler is taken in tow to the slip position. Prior to slipping the Kedge it is important that a sounding is taken and a length of towing hawser is payed out equivalent to the depth of the water. It is also necessary that the Buoy Rope be adjusted to the depth of the water. On its return to the ship the motor cutter shall lay out the towing hawser.

Alternate Method (Kedge Anchor)

The Kedge shall be slung over the Port or Starboard quarter of the motor cutter on a strop & slip. The anchor is lowered into position on the boats davit as previously outlined. A shot mat should be placed over the gunwale to prevent chafing. The 4" towing wire will be replaced by 150 fathoms of 3" Tarred Hemp. The Tarred Hemp shall be used only in cases where no great strain is entailed in Kedgeing, e.g: laying out the Kedge as a drill or evolution.

(viii) Laying Out Bower Anchor

The Fore'l Part of Ship shall be responsible for laying out the Bower Anchor assisted by the Top men as detailed.

The Officer in Charge of the Forecastle Part of Ship shall be in charge of laying out the Bower assisted by the Capt. of the Fore'l and CBM.

The method used shall be in accordance with the system outlined for the Kedge Anchor except:

1. The Bower shall be lowered to the water line by means of the Ganger and Mooring Pendant.
2. When the whaler has taken the weight of the Bower the mooring pendant shall be unshackled from the ganger and the towing hawser shackled on.
3. The Bower shall be recovered in accordance with BR 67 Vol II.

(ix) Rig Dan Buoy

Reference BR 67 Vol II

The Rigging of a Dan Buoy shall be the responsibility of the Top Part of Ship Officer. The Stowage for the Dan Buoy rigging is contained in the Stowage Diagram. When laid from the ship the Dan Buoy shall be hung from the MK 10 Mortar Derricks aft by means of a slip hook.

(x) Man Ship

The ships company shall "Man Ship" as detailed from time to time as an evolution or drill and on ceremonial occasions. The following stations are assigned for "Man Ship":

1. The Ships Company shall muster for Sunday Divisions.
2. Each Division shall then man the guard rails in single file - 1 pace clear facing outboard.
3. Men shall be sized tallest at the extremities of the ship.
4. The space between each man shall be 18 inches approx.
5. When sized and arranged men shall "Stand at ease"

(xi) Dress Ship

Rigging- 1. Forward-
1" FSWR Jackstay shackled to Jack staff. 2½" manila Dressing line with Flags shackled to Jack Staff
NOTE: The Dressing Line (Flag line is clipped to the 1" FSWR Jackstay) Guide line-½" hemp line tailed to the Jackstay.

2. At Foremast-
1 double block to take 2½" manila down haul for the Jackstay for'd and 3" manila down haul from the dressing line.
1 double block to take 2½" manila down haul for the Jackstay between the Foremast and mainmast, to take 3" dressing line down haul.
2. At the Mainmast
Same as the fore mast except the double block on the after side of the platform takes the downhauls for the Jackstay and dressing line aft.

Stations for Dress Ship

<u>No of Men</u>	<u>Position</u>	<u>Provided By</u>
1.	Fore'l to man guide line.	Fore'l Part of Ship
4.	Pilotage Position to man Jackstay downhaul	Fore'l men
4.	Pilotage Position Starb'd (Foremast) to man the dressing line down haul.	Fore'l men
4.	Pilotage Position Starb'd (foremast) to man dressing line Jackstay	Top men

No of Men	Position	Provided By
4.	Pilotage Position (Starb'd)(Foremast) to man dressing line down haul (midship)	Top men
4.	Main mast-ECP Platform to man down haul for Jackstay and dressing line downhaul.	Top men
1.	On the TOP with mid-ship section Guide line.	Top men
1.	On the Quarterdeck to man Guide line	Quarterdeck men.

23. Total

When colours occur at 0800 the Petty Officer of the Day shall detail men from the duty part to man the positions noted above.

When colours occur at 0900 the CBM shall ensure that sufficient men are detailed from part of ship hands as scheduled above.

The manning for sun set shall be detailed by the Petty Officer of the Day from the duty part of the watch.

3. Stations

(1) Entering & Leaving Harbour

- Hands are to be fallen in in three groups; Forc'l, Top and Quarterdeck.
- Hands are to be fallen in in single file and if sufficient numbers are available they are to be each side of the Forc'l, Top and Quarterdeck, facing outboard. Officers in front with Petty Officers in rear.
- Men are to be sized; Forc'l-tallest for'd, Quarterdeck- Tallest aft, Top tallest for'd and aft.
- Cable Officer in the eyes of the ship facing for'd.
- Chin stays are to down
- Officers wishing to be on deck shall fall in on Bofors Gun Deck.

- Piping Party shall fall in in single file aft of the conning position.
- The cable party are to be fallen in athwart ships for'd of the break water

Appearance of the Ship on Entering or Leaving Harbour

- All scuttles and screen doors are to closed.
- Boats ropes clear of the water and matched port and starboard.
- Boom rigging to be turned inboard.
- All halyards are to be taught.
- The Canadian Blue Ensign shall not be bent on and left at the heel of the Jack staff. It shall be bent on and hoisted as the first line is made fast ashore or when the anchor is slipped. When anchoring the communicator shall take his time from the Command Sable flags.

(11) Watch on Deck at Sea

The following states are to be manned at sea under the supervision of the Petty Officer of the Watch.

- Life Buoy Sentry & After Lookout 1 hour trick
- Lookouts (Pilotage Position) 2 in no. 1 hour trick
- Fog Lookout (As required) 1 in no. 1 hour trick
- Sea Boats Crew 5 in no- 1 hour trick
- Boatswains Mate 1 in no. full watch
- Helmsmen 2 in no. 1 hour trick
- Messenger (Command Position) 1 in no. 1 hour trick.

(111) The Cable Party- shall consist of:

- The Shipwright
- Chief or PO of Engine Room Dept.

- (c) The Capt. of the Forc'l
 - (d) Six Forc'l men
 - (e) One Electricians Mate(Telephone No)
- The Cable Party will muster as piped.

(iv) Sounding and Bathythermograph Party

The Sounding and Bathy Party may be detailed from the watch on deck or during working hours the Quarterdeck men. The Rigging Diagram and Stowage Table contains the schedules for the rigging of the Sounding Boom. The Sounding Party shall normally be detailed as follows:

1. P2TD- In charge(or PO of the watch)
3. Seamen-(Quarterdeck men/or from the watch on deck)

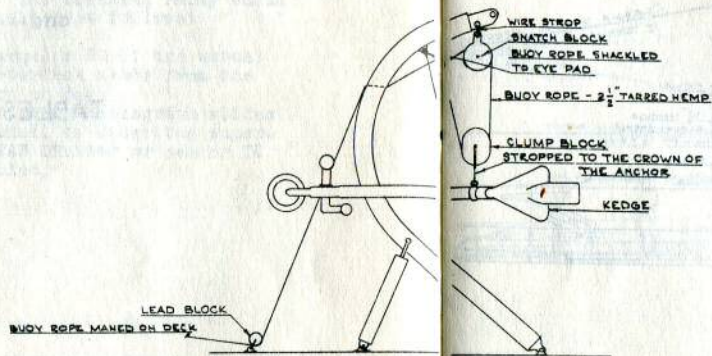
The handling of Bathythermograph slides and equipment shall be under the supervision of the TAS Officer or senior TD rating as detailed.

SHIPS' DIAGRAMS

and

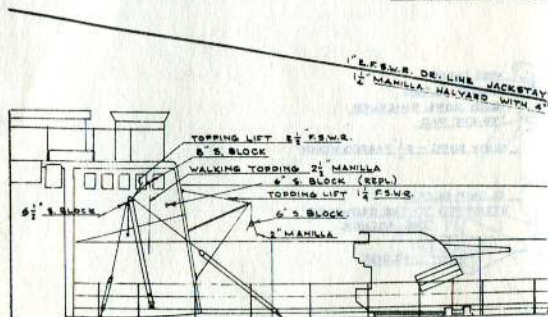
TABLES

PREPERATION FOR LAYING OUT THE KEDGE ANCHOR.



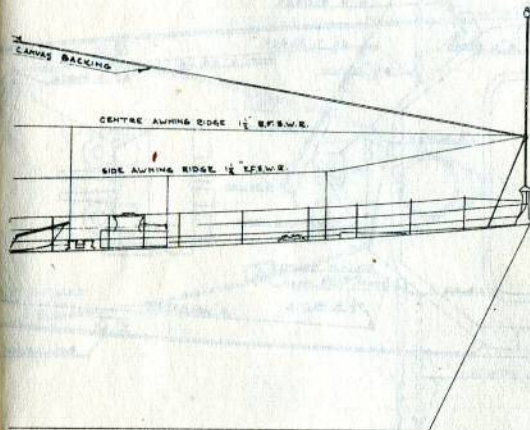
FORWARD RIGGING

1. G. S. DERRICK
2. AMMUNITION DECK
3. MISCELLANEOUS



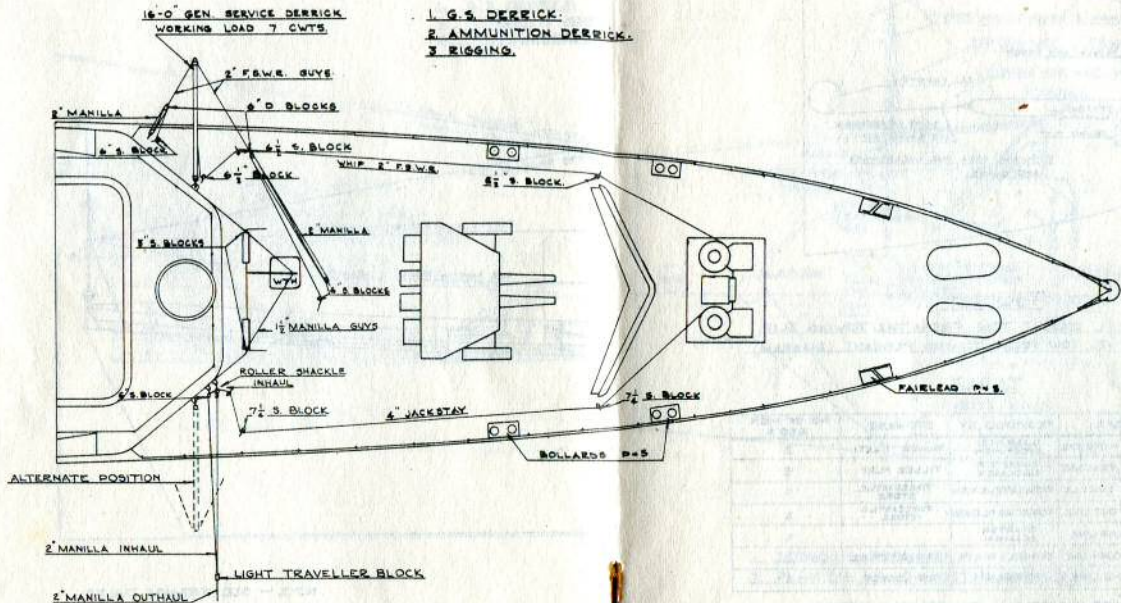
RIGGING

1. CRICK
2. RIGGING

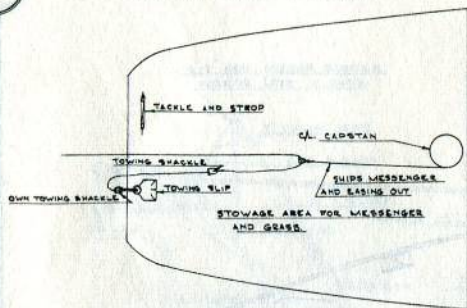


NOTE - SEE STOWAGE TABLES

REPLENISHMENT AT SEA



USING TOWING PENDANT



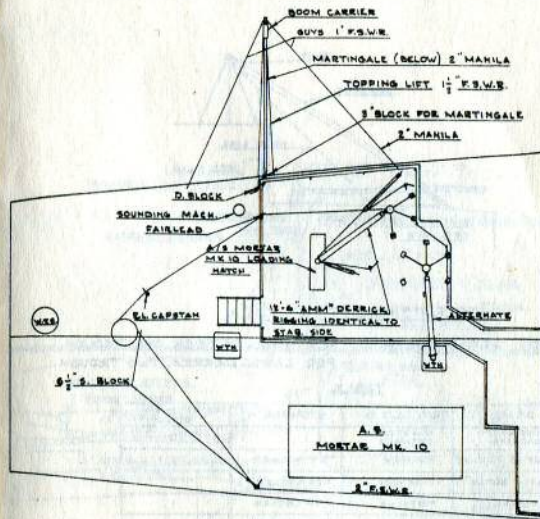
Tow Aft

SYSTEM 1. DIRECT TOW FROM THE TOWING SHIP.
SYSTEM 2. TOW FROM TOWING PENDANT. (DIAGRAM)

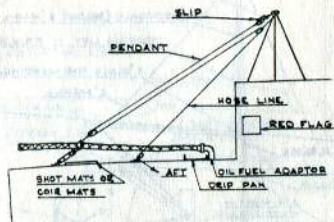
TABLE

NO.	GEAR	PROVIDED BY	STOWAGE	NO. OF MEN REQ'D
2.	TACKLE - STROPS	QUARTER DECKMEN	TILLER FLAT	3
1.	TOWING PENDANT	QUARTER DECKMEN	TILLER FLAT	2
1.	TOWING SHACKLE	FORECASTLE MEN	FORECASTLE STORE	1
1.	EASING OUT LINE	FORECASTLE MEN	FORECASTLE STORE	2
	HANDLING LINE	QUARTER DECKMEN		6
1.	COSTON GUN LINE	GUNNER'S PARTY	GUNNER'S STORE	2
2.	GRAPLING LINE	TOPMEN	TOP LOCKER	2

OFFICER IN CHARGE - QUARTERDECK OFFICER
ASSISTANT - CAPT. OF QUARTERDECK AND OSW.
ASSISTANT - SHIPWRIGHT



1. SOUNDING BOOM RIG.
2. PLAN RIG MK. 10 MORTAR DERRICKS.



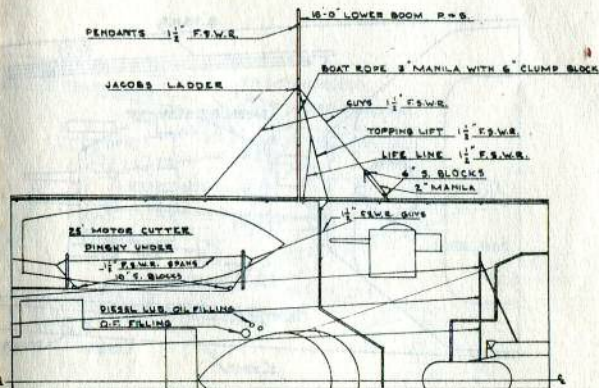
REPLENISHMENT AT SEA

LIQUIDS ABEAM METHOD - FOR SMALL DERRICK ONE TROUGH
 - FOR LARGE DERRICK TWO TROUGH

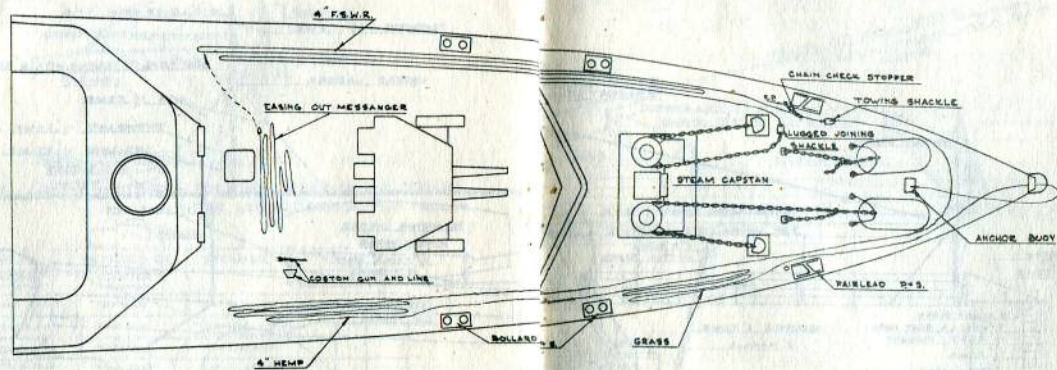
TABLE

NO.	GEAR	PROVIDED BY	STOWAGE	NO OF MEN REQD
1	HOSELINE HANDLING	QUARTER DECKMEN		10
1	SECURING PENDANT	TOPMEN	TOP LOCKER	1
1	SNATCH BLOCK	TOPMEN	TOP LOCKER	1
1	FLAGSMAN	TOPMEN	TOP LOCKER	1
1	SNATCHBLOCK DECK	TOPMEN	TOP LOCKER	1
2	TACKLES & STROPS	TOPMEN	TOP LOCKER	2
1	SHOTMAT	GUNNER'S PARTY		2
1	COSTON GUN LINE	GUNNER'S PARTY	GUNNER'S STORE	2
1	DISTANCE LINEMEN	FORECASTLE MEN		2
2	TELEPHONE LINEMEN	ELECTRICAL PARTY		2
1	ADAPTOR DERR PAN	ENGINEER OFFICER		

OFFICER IN CHARGE - EXECUTIVE OFFICER
 ASSISTANT - CQM
 ASSISTANT - CAPT. TOP



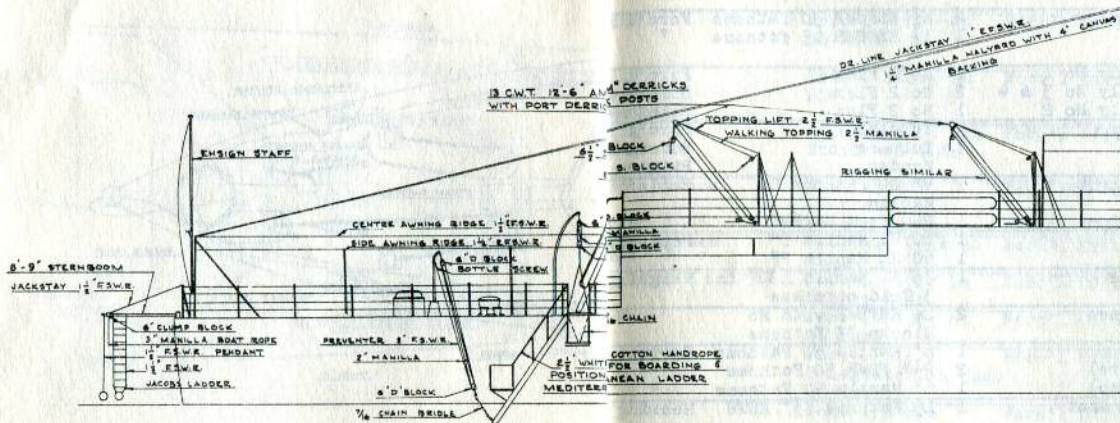
Tow Forward



NOTES - 1. SEE STOWAGE TABLE.
2. SEE EVOLUTION TABLE.

RIGGING ARRANGEMENT

1. MAJO MOUNTED DERRICKS
2. ACCOMMODATION LADDER
3. STERN BOOM



NOTE - SEE STOWAGE TABLES

Equipment stowage Diagram HMCS CRESCENT

EQUIPMENT	NO.	DIMENSIONS	USE	STOWAGE	CUSTODY
Grass Line	1	Coir 4 inch H.L. 120 fathoms	Tow for and General Purpose	Reel inside the Breakwater	Forc'l Officer.
Picking Up Rope	1	3 inch FSWR 50 fathom	Securing the Buoy	Forc'l store	Forc'l Officer.
Buoy Rope	2	2½ inch Hemp 20 fthms	Bower Anchors	Reel inside the Breakwater	Forc'l Officer.
Awning Tackle	9	1½ inch Tarred Hemp	Forc'l Aing	Forc'l store on Bars	Forc'l Officer.
Awning Pendants	9	1½ ESFSWR	Forc'l Aing	Forc'l store on Bars	Forc'l Officer.
Awning Shackles	9	Roller type	"	"	"
Ridge Ropes	2	1½ ESFSWR 30 fathoms	Forc'l Aing	Forc'l store on GS Reel	Forc'l Officer.
Backbone	1	1½ ESFSWR 15 fathoms	"	"	"
Awning Tally No 1	1	No 2 Flax	Forc'l Aing	Forc'l store in Bin	Forc'l Officer.
Awning Tally No 3 & 4	2	No 2 Flax	Bofore Aing	"	"
Awning Tally No 2	1	No 2 Flax	Pilotage position	"	"
Stanchions	9	Tubular	Forc'l Aing	Paintshop in Bin	Forc'l Officer.
Stanchions	7	Tubular	Bofore Aing	Starboard side	"
Stanchions		Wooden	Pilotage position	"	"
Jackstay Light	1	4" 80 Fathoms HL Manila	Replenishment at sea	Reel on ECP Platform	Top Officer.
Distance Line	1	240 feet Marked	" " "	Forc'l Store	Forc'l Officer.
Inhaul	1	60 HL Manila 2"	Replenishment at sea	Pilotage Deck on Reels	Forc'l Officer.
Outhaul	1	60 HL Manila 2"	" " "	"	"
Deck Tackle	1	¾ HL Manila 120 fthms	Weighting hand	Forc'l Store in Bin on deck	Forc'l Officer.
Clothes Lines	2	1½ ESFSWR with MS Blocks 33 Fathoms	"	Forc'l Store on GS Reel	Forc'l Officer.
Head Ropes	1	6" Manila 50 Fathoms	Berthing	Forc'l Store	Forc'l Officer.
Springs(Wire)	2	2½" FSWR 50 Fathoms	"	Breakwater on pegs	"
Breasts(Hemp)	1	6" Manila 50 Fathoms	"	On deck	"
Mooring Pendant	1	15 Fathoms 3½" ESWR	Mooring	Forc'l Store	Forc'l Officer.
Clear Haul Slip	1	Steel 1 5/16 cable	Clearing haul	Forc'l Store	Forc'l Officer.
Towing Wire	1	4" ESFSWR	Towing	Pilotage Deck on Reel	Forc'l Officer.
SPARE CABLE GR AND MISC RIGGING					
Joining Shackles	6	1 5/16 Tayco Lugless	Spare	Forc'l Store	Forc'l Officer.
Senhouse Slips	2	Steel for 1 5/16 cable	Towing	Forc'l Store in Rack	Forc'l Officer.
Ship to Buoy Shackles	3	Steel for 1 5/16 cable	Securing a Buoy	Forc'l Store in Rack	Forc'l Officer.

Towing Shackles	1	Steel 2 1/2"	Towing	For'd Towing	Forc'l Store in Rack	Forc'l Officer.
Joggle Shackles	1	For 1 5/16 cable	Moorin	Pendant Weighing by hand	Forc'l Store on Rack Rail	Forc'l Officer.
Swivel	1	For 1 5/16 cable	Moorin		Forc'l Store in Rack	Forc'l Officer.
Stopper	1	For A to A 1/2 wire	Towing	General purpose	Forc'l Store in Bin	Forc'l Officer.
Strops	2	2 1/2 ESFSWR	Moorin	Bollards	Forc'l Store	Forc'l Officer.
Stoppers	2	3/8 Chain 2 Fathoms 2" Manila	General	Use	Forc'l Store	Forc'l Officer.
Derrick	1	General purpose 16' Working Load 7 CSTS Whip 2" ESFSWR 24FSWR Topping Lift 2 1/2" Manila guys for'd & aft with tackles	General	Purpose	Forc'l Store Rigging in the Super Structure	Forc'l Officer.
Derrick	1	Small General Purpose Whip 1-2" Manila- 10 Fathoms Topping Lift and guys	General	Purpose	Forc'l Store Rigging in the Super Structure	Forc'l Officer.
Boat Ropes	2	3" Manila Tarred 20 Fathoms	Warcin	Boats for'd & aft.	Reels at Break of Forc'l P&S	Top Officer.
Top Awnings 5, 6, 7 & 8	4	2 Flax laced	Top		Diving Store	Top Officer.
Top Awning Stanchions	14	Tubular	Top	Awnings	Rack in Jeep Pos.	Top Officer.
Top Awning Ridge Rope	8	1 1/2" ESFSWR	Top	Awnings	Top Locker	Top Officer.
Springs Wire	2	2 1/2" FSWR 50 Fathoms	Berthi		Reel Top Stbd.	Top Officer.
Grass	1	Coir 4" 120 Fathoms	Towing	General Purpose	Reel on Port Limbo Deck House Aft.	Top Officer.
Grapnels	2	1 1/2" HL Sical Tarred	General	Purpose	Reels 3/50 W/U Bulkhead P&S	Top Officer.
Securing Pendant	1	24FSWR	Fuelin	at sea	Top Locker	Top Officer.
Boom	1	Life Line 1-Jacobs Ladder 1-Pendant 1-Boat Rope 1	Secure	Boats Astern Stern	On Deck Rigging in washdeck locker	Quarterdeck Officer.
Stopper	1	3/8" Chain (common) 2 fathoms 2" Manila	Common	Use	Quarterdeck washdeck locker	Quarterdeck Officer.
Luff	1	2 1/2" Manila 10 Fathoms	General	Purpose	As above	Quarterdeck Officer.
MUNITION RIGGING						
Slings	2	1" EFSWR 2 legs	Bofors	Magazine	4" Magazine	Gunnery Officer
Slings	4	1 1/2" Manila	Bofors	(between decks)	4" Magazine	Gunnery Officer.
Whip	1	2 1/2" Manila 6 Fathoms	Bofors	from cabin flat to	4" Magazine	Gunnery Officer.
Whip	1	2 1/2" Manila 6 Fathoms	Bofors	Magazine E to cabin flat	4" Magazine	Gunnery Officer

Slings	5	Calf 2 1/2" Manila	4" Emt	Mag	4" Magazine	Gunnery Officer.
Slings	4	4 legs ESFSWR Spring hook	4" Emt	Mag	4" Magazine	Gunnery Officer.
Tackle	1	2" Manila	Emerg		4" Magazine	Gunnery Officer.
Slings	5	2 1/2" Manila	3"-50	Mag	3"-50 Magazine	Gunnery Officer.
Slings	4	4 legs ESFSWR Spring hook	3"-50	Mag	3"-50 Magazine	Gunnery Officer.
Nets	2	1 1/2" Sisal Tarred	3"-50	empties	Gunnery Stores	Gunnery Officer.
Wire	1	1 1/2" FSWR 300 Fathoms	Fog Bu		Reel on Quarter deck.	Quarterdeck Officer.
Nets	4	1" ESFSWR	3"-50	empties	Gunnery Stores	Gunnery Officer.
Wire	1	1 1/2" FSWR 300 Fathoms	Target	10 to 28 knots	Reel on Quarter deck	Quarterdeck Officer.
Slings	1	Jeep	Jeep		Top Locker	Top Officer.
Bridle	2	2" FSWR 8 Fathoms	Accom	ion ladder	Quarterdeck	Quarterdeck Officer.
Tackle	2	2" Manila(HL) 50Fthms	Accom	ion Davit(flat)	Quarterdeck	Quarterdeck Officer.
Platforms	2	With chain preventors and pendants	Tiller	at Accomodation	Port Limbo House	Quarterdeck Officer.
Ridge Ropes	4	1 1/2" ESFSWR 28 Fathoms	Quarte	ok Awnings	Tiller Flat	Quarterdeck Officer
Back Bone	1	1 1/2" ESFSWR 8 Fathoms	Quarte	ok Awnings	Tiller Flat	Quarterdeck Officer
Awning	1	2 Flax	Quarte	ok	Tiller Flat	Quarterdeck Officer
Tackles	8	1 1/2" Hemp Tarred	Quarte	ok Awnings	Tiller Flat	Quarterdeck Officer
Stanchions	7	N.A.	Quarte	ok Awnings	Tiller Flat	Quarterdeck Officer
Spring(Wire)	2	2 1/2" FSWR 50 Fathoms	Berth	ok Awnings	Tiller Flat	Quarterdeck Officer
Stern Ropes	1	6" Manila 50 Fathoms	Berth		Tiller Flat	Quarterdeck Officer
Hawsers	2	9" Manila-3" FSWR 20Fth.	Hurric	and Towing	Tiller Flat	Quarterdeck Officer
Sounding Boom Rig	1	Topping Lift 1-1 1/2" ESFSWR-For&Aft guy-1-1" ESFSWR &Bathy Martin-gale-1-Sisal inhaul/outhaul traveller	Sound		Tiller Flat	Quarterdeck Officer
Slings	1	1 1/2" ESFSWR 3 legs	Laying anchor	at kedg& bower	Tiller Flat	Top Officer.
Nets	2	4'x 4'(AP500)Hemp	Cargo		Bo's'n Store	CBM
Nets	1	5'x 6' Hemp	Cargo		Bo's'n Store	CBM
Nets	2	10'x 20'	Scramb		Tiller Flat	Top Officer.
Harricoes	6	3x8 gal 3x4 gal	Anchor	toys	Forc'l Stores	Forc'l Officer CBM
Wire	1	120 Fathoms 1 1/2" FSWR with Chain tow ships	CAT		Reel on Quarter deck	TAS Officer.
Dressing Lines	3	N.A.	Dress		Flag Deck	Comm. Officer.
Ropes(Hook)	1	2 1/2" Manila 40 Fathoms	Cable	ing	Forc'l Store	Forc'l Officer.
Luff	1	2 1/2" Manila 10 Fathoms	Genera	purpose over haul	Forc'l Store	Forc'l Officer.
			tackle	deck tackle		

GUNNERY MUNITION GEAR

Whip	1	2 1/2" Manila 12 Fathoms	4" Am gener purpose derrick on super structure to magazine	4" Magazine	Gunnery Officer.
Dan Buoys	2	Complete anchors 50 1b-2 floate- 12 shackles mooring wire 2- 50 Fathoms	Marki General	Diving Gear Store	Top Officer.
Lower Booms	2	Jacobs ladders 2 Aft Lower guys-2-1 1/2"FSWR For'd guys-2-1 1/2"FSWR with tackles. Topping lifts -2. Tackles clump blocks-2.	ig & Securing Boat	Top Washdeck and boat locker	Top Officer.
Chain Stoppers	1	3/8 Common chain 2" Common manila- 2 Fathoms		Top Washdeck locker	Top Officer.
Purchases	2	ESFSWR 2"-24 Fathoms Limbo Port & Starboard	lock purchase	TAS Stores	TAS Officer.
Derricks	2	With rigging guys Limbo 4-2"ESFSWR Guy tackles 4-Topping lifts. 2- Standing top lift. 3- 1 1/2 cwt working load	lock	TAS Stores	TAS Officer.
Lifelines	2	1 3/8 AL alloy 25 Lifeli Fathoms		Top Washdeck locker	Top Officer.
Ladders	2	Chain & Wood 25 Fthm. Sea(Jug)		Top Racks on deck	Top Officer.
Buoy Rope	1	2 1/2" Hemp Tarred 40 For Ke Fathoms with clump block		Diving Store	Top Officer.

7. Notes for the Officer of the Day and Officer of the Watch.

1. The importance of being "one step ahead" or the use of fore sight is stressed as a rule for watchkeeping Officers. There are many specific examples, i.e., warning the snips company or duty part of the watch 10 minutes, in advance that they will be required to perform some out of routine function. This is especially important in the Senior Ships.
2. Boat Routines are to be followed to the "letter", however there are circumstances when the "letter" is not flexible enough to deal with an emergency, then for the OOD should adjust the boat routine only when it is essential that he do so and report the matter to the Executive Officer. The OOD or OCW shall check the following factors insofar as the management of the ships boats is concerned:
 - (i) The appearance of ships boats "a high standard is demanded".
 - (ii) Boats Crews- Dress and Conduct.
 - (iii) Instructions to the Coxswain of boats are to be specific.
 - (iv) Boats are to be refuelled periodically as required.
 - (v) Boats crews are to have sufficient time for meals.
3. Close Custody (Reference QRCN 105 Section 3) It is important that Liberty men returning aboard drunk do not proceed below decks. Drunken men are to be placed in close custody for their protection. At Esquimalt men are not to be confined aboard, but are to be sent to Cells at NADEN. Arrangements for transportation and cell accommodation shall be made with the OOW HMCS NADEN. Prior to committing a man to Close Custody it is advisable that he is examined by a Medical Officer. In foreign ports men are to be placed in Close Custody in the ship. The Spirit Room Flat or the Tiller Flat may be used as a place of confinement.

It is important that sentries be detailed with specific instructions regarding their duties. Sentries shall be provided by the Detainees Department and are not to be detailed from the duty part of the watch.

4. Reports at Sea- the following is a list of reports the OOW is to demand at sea.
 1. The ABCD Watchkeeper (By telephone) reports at the commencement of his watch and each succeeding hour the ABCD State detailing the number and position of "Red Openings" open at the time. Report the opening of doors and hatches below the Datum deck.
 2. The Petty Officer of the Watch (In person) reports at the commencement of his watch; the muster of the watch on deck and the stations manned. Reports rounds each hour.
 3. The Coxswain of the Seaboat- reports in accordance with SSO.
 4. The Life Buoy Sentry- reports each hour and on being relieved.

NOTES

NOTES

